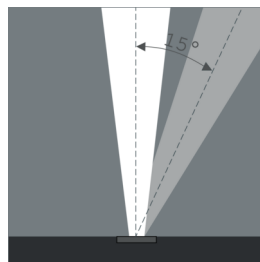
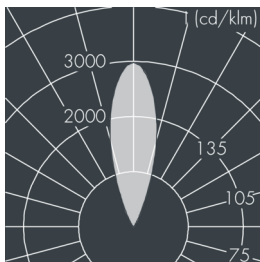
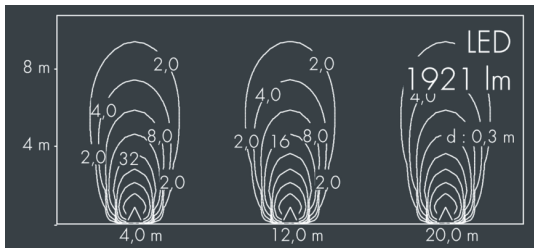


Uplight 260 S

8 670 016 049

7 × 3,5 W, 1921 lm, 3000 K warm white,
medium wide beam, adjustable 32°



Customized solutions and modifications are possible: Special RAL, DB or NCS colours as polyester powder coat, luminaires in 2700 K and other colour temperatures and versions for high ambient temperature.

Specification text

housing of corrosion-resistant die-cast aluminum AlSi12, double polyester powder coated by high-quality and UV-stabilized coating process, Colour: black RAL 7021, all exterior parts are stainless steel, tempered safety glass flush with frame, anti-reflective coating from 1 side, dark screenprint, for loads up to max. 4500 kg (according to IEC / EN 60598-2-13), silicon gasket, cover frame and closure with 6 stainless steel screws, Luminaire for installation flush with surrounding surface (in combination with installation sleeve 126 0 341 060), cable gland: M20, connecting terminal: 3 pole, lockable, tilt range: 0-15°, lockable, with heatslide mechanism for optimal heat dissipation, precise PMMA optics, 0,8 m cable Ho7RN-F3G1, integral driver (AC), CRI > 80, max 2 SDCM, service life L90/B10 > 50.000 h, Beam angle (FWHM): 32°, luminous flux: 1921 lm, wattage: 25 W, delivered lumens 77 lm/W, protection type IP67, protection class I, impact resistance IK10, dimensions: Ø 260 mm, width 104 mm, weight 4.8 kg

The modular luminaire design makes the replacement of components possible. The product meets the demands of the applicable EU guidelines and product safety regulations and bears the CE and ENEC marks.



IP 67 IK 10

Specification

Wattage	25 W	Beam angle (FWHM)	32°
Delivered lumens	77 lm/W	Housing colour	black RAL 7021
Light source	LED 3000 K	Protection type	IP67
Color Rendering Index	CRI > 80	Protection class	I
Colour tolerance	max 2 SDCM	Impact resistance	IK10
Lifetime ta 25° C	L90/B10 > 50.000 h	Dimensions	Ø 260 mm, width 104 mm
Control gear	on / off	Weight	4,80 kg
Input voltage AC	20 – 250 V	Max. ambient temperature ta	50°
Voltage protection	2 kV L/N 4 kV L/PE		
Luminaires per B16A / C16A	69 / 81		