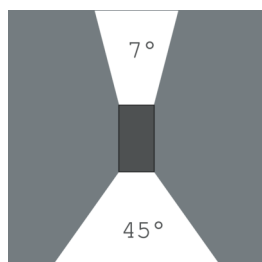
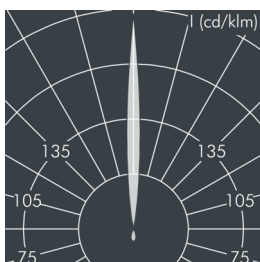
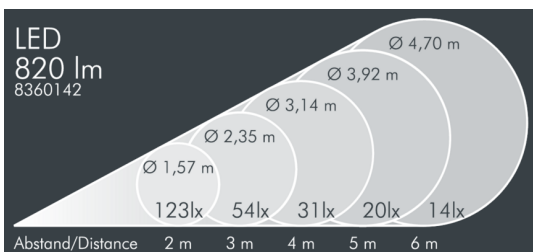


Twin EL A

8 360 142 009

8 × 1,5 W, 820 lm, 3000 K warm white,
narrow beam up, wide beam down 7° / 45°



Customized solutions and modifications are possible: Special RAL, DB or NCS colours as polyester powder coat, luminaires in 2700 K and other colour temperatures and versions for high ambient temperature.

Specification text

housing made of corrosion-resistant die-cast aluminum AlSi12, polyester powder coated by high-quality and UV-stabilized coating process, Colour: black RAL 7021, all exterior parts are stainless steel, tempered safety glass, anti-reflective coating from 1 side, silicon gasket, closure with 4 stainless steel screws, wall box: 2 drilled holes Ø 6,5 mm, spacing 60 mm, cable gland: 2 x up to Ø 12 mm, recessed or surface mounted cable, connecting terminal: 3 pole, highly efficient optics made of transparent thermoplastic for precise lighting tasks, integral driver (AC/DC), Beam angle (FWHM): 7° / 45°, luminous flux: 820 lm, wattage: 12 W, protection type IP44, protection class I, windage area 0,036 m², weight 2.3 kg

The modular luminaire design makes the replacement of components possible. The product meets the demands of the applicable EU guidelines and product safety regulations and bears the CE mark.



IP 44

Specification

Wattage	12 W	Beam angle (FWHM)	7° / 45°
Light source	LED 3000 K	Housing colour	black RAL 7021
Control gear	on / off	Protection type	IP44
		Protection class	I
		Windage area	0,036 m ²
		Weight	2,30 kg