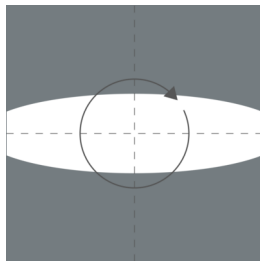
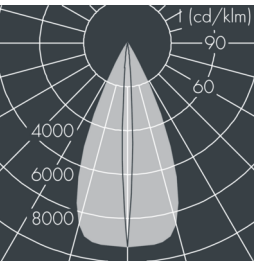
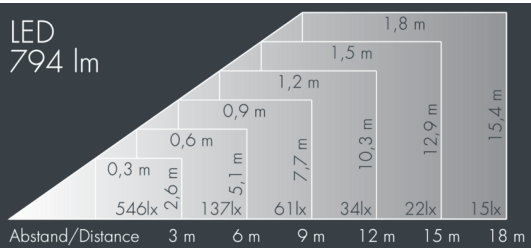


Surface-mounted downlight

8 320 055 029
5 × 2,5 W, 796 lm, 4000 K neutral white,
linear beam spread 46° / 6°



Customized solutions and modifications are possible: Special RAL, DB or NCS colours as polyester powder coat, luminaires in 2700 K and other colour temperatures and versions for high ambient temperature.

Specification

Wattage	13 W
Delivered lumens	64 lm/W
Light source	LED 4000 K
Color Rendering Index	CRI > 80
Colour tolerance	max 2 SDCM
Lifetime ta 25° C	L90/B10 > 50.000 h
Control gear	on / off
Input voltage AC	205 – 253 V

Specification text

housing made of corrosion-resistant die-cast aluminum AlSi12, polyester powder coated by high-quality and UV-stabilized coating process, Colour: silver grey , all exterior parts are stainless steel, tempered safety glass, anti-reflective coating from 1 side, silicon gasket, with grub screw, ceiling mount: 3 drilled holes Ø 5 mm on circular pitch Ø 84 mm, cable gland: Ø 4-11 mm UP, connecting terminal: 3 pole, highly efficient optics made of transparent thermoplastic for precise lighting tasks , integral control gear, CRI > 80, max 2 SDCM, service life L90/B10 > 50.000 h, Beam angle (FWHM): 46° / 6°, luminous flux: 796 lm, wattage: 13 W, delivered lumens 64 lm/W, protection type IP65, protection class I, impact resistance IK08, dimensions: Ø 149 mm, width 121 mm, weight 2 kg

The modular luminaire design makes the replacement of components possible. The product meets the demands of the applicable EU guidelines and product safety regulations and bears the CE mark.

IP65 IK08