
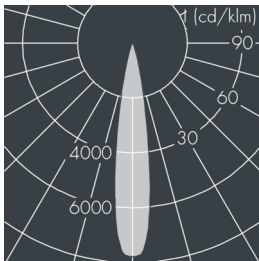
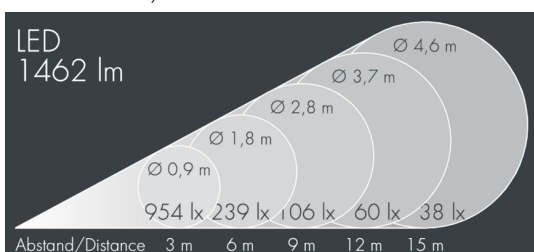


## Superlight Nano 4

8 821 069 419

47 W, 1462 lm, RGBW (3000 K) DMX,  
narrow beam 17°



Customized solutions and modifications are possible: Special RAL, DB or NCS colours as polyester powder coat, luminaires in 2700 K and other colour temperatures and versions for high ambient temperature.

## Specification text

housing made of die-cast aluminum AlSi12, polyester powder coated by high-quality and UV-stabilized coating process, Colour: white RAL 9002, all exterior parts are stainless steel, tempered safety glass, anti-reflective coating from 1 side, dark screenprint, silicon gasket, powder coated die cast zinc mounting bracket with tilt scale: 2 long holes Ø 8.5 mm, spacing 50-70 mm, 1 centre hole Ø 12.5 mm, tilt range: 120°, cable gland: 2 x M20 & 2 x M12, cable entry: 4, connecting terminal: 6 pole, highly efficient optics with light conductor technology for precise lighting tasks and colour mixing within the luminaire, integral driver (AC/DC), max 2 SDCM, service life L90/B10 > 50.000 h, Beam angle (FWHM): 17°, luminous flux: 1462 lm, wattage: 47 W, delivered lumens 31 lm/W, protection type IP67, protection class I, impact resistance IK08, windage area 0,02 m², dimensions (LxHxW): 141 x 115 x 141 mm, weight 2.47 kg

The modular luminaire design makes the replacement of components possible. The product meets the demands of the applicable EU guidelines and product safety regulations and bears the CE mark.



IP67 IK08

## Specification

Wattage	47 W	Beam angle (FWHM)	17°
Delivered lumens	31 lm/W	Housing colour	white RAL 9002
Light source	LED RGBW (3000 K)	Power supply cable	Ø 6 – 13 mm
Colour tolerance	max 2 SDCM	Protection type	IP67
Lifetime ta 25° C	L90/B10 > 50.000 h	Protection class	I
Control gear	DMX	Impact resistance	IK08
Input voltage AC	99 – 264 V	Windage area	0,02m²
Input voltage DC	170 – 280 V	Dimensions	141 x 115 x 141 mm
Voltage protection	2 kV L/N   2 kV L/PE	Weight	2,47 kg
		Max. ambient temperature ta	30°