
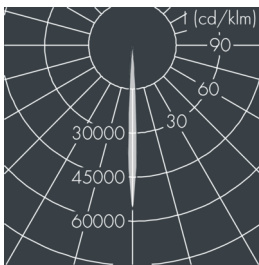
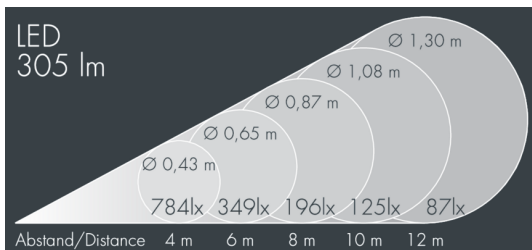


## Superlight Nano 2

8 818 046 119

4 × 1 W, 301 lm, 3000 K warm white, DALI, narrow beam 6°



Customized solutions and modifications are possible: Special RAL, DB or NCS colours as polyester powder coat, luminaires in 2700 K and other colour temperatures and versions for high ambient temperature.

## Specification text

housing made of die-cast aluminum AlSi12, polyester powder coated by high-quality and UV-stabilized coating process, Colour: black RAL 7021, all exterior parts are stainless steel, tempered safety glass, anti-reflective coating from 1 side, dark screenprint, silicon gasket, powder coated die cast zinc mounting bracket with tilt scale: 2 drilled holes Ø 7 mm, spacing 50 mm, 1 centre hole Ø 11 mm, tilt range: 120°, cable gland: M20, connecting terminal: 5 pole, highly efficient optics made of transparent thermoplastic for precise lighting tasks, integral driver (DALI), CRI > 80, max 2 SDCM, service life L90/B10 > 50.000 h, Beam angle (FWHM): 6°, luminous flux: 301 lm, wattage: 4 W, delivered lumens 75 lm/W, protection type IP67, protection class I, impact resistance IK08, windage area 0,008 m², dimensions (L×H×W): 76 × 85 × 76 mm, weight 0.82 kg

The modular luminaire design makes the replacement of components possible. The product meets the demands of the applicable EU guidelines and product safety regulations and bears the CE mark.



IP67 IK08

## Specification

Wattage	4 W	Beam angle (FWHM)	6°
Delivered lumens	75 lm/W	Housing colour	black RAL 7021
Light source	LED 3000 K	Power supply cable	Ø 6 – 13 mm
Color Rendering Index	CRI > 80	Protection type	IP67
Colour tolerance	max 2 SDCM	Protection class	I
Lifetime ta 25° C	L90/B10 > 50.000 h	Impact resistance	IK08
Control gear	DALI	Windage area	0,008m²
Input voltage AC	100 – 240 V	Dimensions	76 × 85 × 76 mm
Voltage protection	1 kV L/N   1 kV L/PE	Weight	0,82 kg
Luminaires per B16A / C16A	20 / 34	Max. ambient temperature ta	35°