
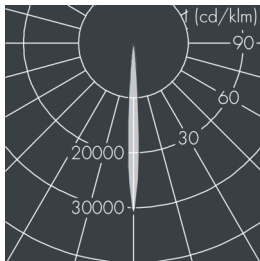
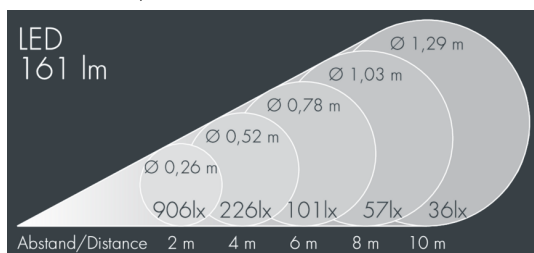


Superlight Nano 1

8 817 066 019

3 W, 161 lm, 3000 K warm white,
narrow beam 7°



Specification text

housing made of die-cast aluminum AlSi12, polyester powder coated by high-quality and UV-stabilized coating process, Colour: white RAL 9002, all exterior parts are stainless steel, tempered safety glass, anti-reflective coating from 1 side, dark screenprint, silicon gasket, powder coated die cast zinc mounting bracket with tilt scale: 2 drilled holes Ø 7 mm, spacing 30 mm, 1 centre hole Ø 11 mm, tilt range: 120°, cable gland: M16, connecting terminal: 3 pole, highly efficient optics made of transparent thermoplastic for precise lighting tasks, integral driver (AC/DC), CRI > 80, max 2 SDCM, service life L90/B10 > 50.000 h, Beam angle (FWHM): 7°, luminous flux: 161 lm, wattage: 3 W, delivered lumens 54 lm/W, protection type IP67, protection class I, impact resistance IK07, windage area 0,006 m², dimensions (L×H×W): 60 × 78 × 60 mm, weight 0.463 kg

The modular luminaire design makes the replacement of components possible. The product meets the demands of the applicable EU guidelines and product safety regulations and bears the CE and ENEC marks.



IP 67 IK 07

Customized solutions and modifications are possible: Special RAL, DB or NCS colours as polyester powder coat, luminaires in 2700 K and other colour temperatures and versions for high ambient temperature.

Specification

Wattage	3 W	Beam angle (FWHM)	7°
Delivered lumens	54 lm/W	Housing colour	white RAL 9002
Light source	LED 3000 K	Power supply cable	Ø 5 – 9 mm
Color Rendering Index	CRI > 80	Protection type	IP67
Colour tolerance	max 2 SDCM	Protection class	I
Lifetime ta 25° C	L90/B10 > 50.000 h	Impact resistance	IK07
Control gear	on / off	Windage area	0,006m²
Input voltage AC	100 – 240 V	Dimensions	60 × 78 × 60 mm
Input voltage DC	195 – 240 V	Weight	0,46 kg
Voltage protection	2 kV L/N 2 kV L/PE	Max. ambient temperature ta	45°
Luminaires per B16A / C16A	50 / 85		