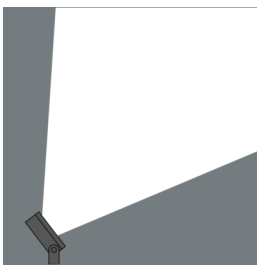
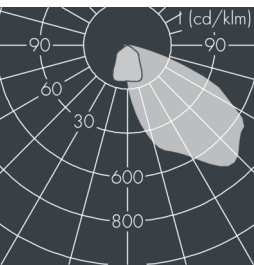
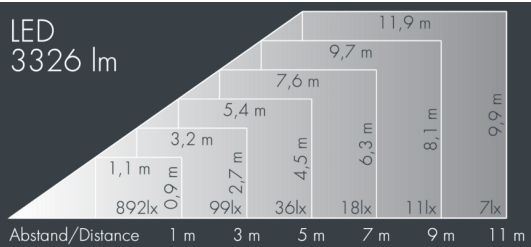


Superlight LED 2

8 886 266 049
40 W, 3441 lm, 3000 K warm white,
asymmetrical 43°



Customized solutions and modifications are possible: Special RAL, DB or NCS colours as polyester powder coat, luminaires in 2700 K and other colour temperatures and versions for high ambient temperature.

Specification text

housing made of die-cast aluminum ALSi12, polyester powder coated by high-quality and UV-stabilized coating process, Colour: white RAL 9002, all exterior parts are stainless steel, tempered safety glass, anti-reflective coating from 1 side, dark screenprint, silicon gasket, closure with 4 stainless steel screws, for installation on poles Ø 60-100mm, adjustable aluminum mounting base, powder coated: 2 drilled holes Ø 9mm, spacing 75mm, 1 centre hole Ø 17mm, tilt range: 205°, cable gland: M20, connecting terminal: 3 pole, highly efficient reflector, integral driver (AC/DC), max 2 SDCM, service life L90/B10 > 50.000 h, luminous flux: 3441 lm, wattage: 40 W, delivered lumens 86 lm/W, protection type IP67, protection class I, impact resistance IK08, windage area 0,047 m², dimensions (L×H×W): 215 × 110 × 250 mm, weight 3.2 kg

The modular luminaire design makes the replacement of components possible. The product meets the demands of the applicable EU guidelines and product safety regulations and bears the CE mark.

 IP67 IK08

Specification

| | | | |
|----------------------------|----------------------|--------------------|--------------------|
| Wattage | 40 W | Housing colour | white RAL 9002 |
| Delivered lumens | 86 lm/W | Power supply cable | Ø 6 – 13 mm |
| Light source | LED 3000 K | Protection type | IP67 |
| Colour tolerance | max 2 SDCM | Protection class | I |
| Lifetime ta 25° C | L90/B10 > 50.000 h | Impact resistance | IK08 |
| Control gear | on / off | Windage area | 0,047m² |
| Input voltage AC | 220 – 240 V | Dimensions | 215 × 110 × 250 mm |
| Input voltage DC | 195 – 255 V | Weight | 3,20 kg |
| Voltage protection | 2 kV L/N 4 kV L/PE | | |
| Luminaires per B16A / C16A | 30 / 51 | | |