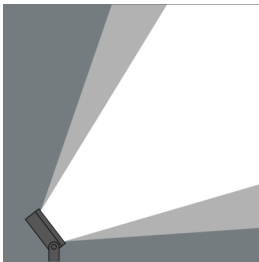
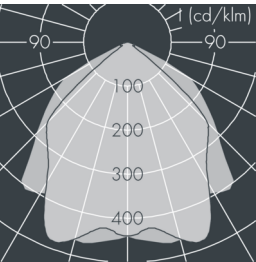
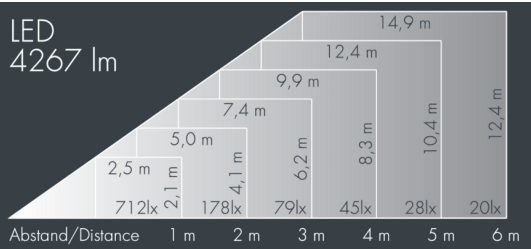




Superlight LED 2

8 886 155 159
40 W, 4267 lm, 4000 K neutral white, DALI,
wide beam 92° / 102°



Customized solutions and modifications are possible: Special RAL, DB or NCS colours as polyester powder coat, luminaires in 2700 K and other colour temperatures and versions for high ambient temperature.

Specification text

housing made of die-cast aluminum ALSi12, polyester powder coated by high-quality and UV-stabilized coating process, Colour: silver grey, all exterior parts are stainless steel, tempered safety glass, anti-reflective coating from 1 side, dark screenprint, silicon gasket, closure with 4 stainless steel screws, wall box: 2 drilled holes Ø 7 mm, spacing 110 mm, cable entry 7 - 10 mm, for recessed or surface mounted cable, tilt range: 200°, cable gland: M20, connecting terminal: 5 pole, highly efficient aluminum reflector with satin finish, integral driver (DALI), CRI > 80, max 2 SDCM, service life L90/B10 > 50.000 h, Beam angle (FWHM): 92° / 102°, luminous flux: 4267 lm, wattage: 40 W, delivered lumens 106 lm/W, protection type IP67, protection class I, impact resistance IK08, windage area 0,047 m², dimensions (L×H×W): 215 × 70 × 215 mm, weight 4 kg

The modular luminaire design makes the replacement of components possible. The product meets the demands of the applicable EU guidelines and product safety regulations and bears the CE and ENEC marks.



Specification

Wattage	40 W	Beam angle (FWHM)	92° / 102°
Delivered lumens	106 lm/W	Housing colour	silver grey
Light source	LED 4000 K	Power supply cable	Ø 6 – 13 mm
Color Rendering Index	CRI > 80	Protection type	IP67
Colour tolerance	max 2 SDCM	Protection class	I
Lifetime ta 25° C	L90/B10 > 50.000 h	Impact resistance	IK08
Control gear	DALI	Windage area	0,047m²
Input voltage AC	220 – 240 V	Dimensions	215 × 70 × 215 mm
Input voltage DC	195 – 255 V	Weight	4,00 kg
Voltage protection	4 kV L/N 2 kV L/PE	Max. ambient temperature ta	40°
Luminaires per B16A / C16A	30 / 51		