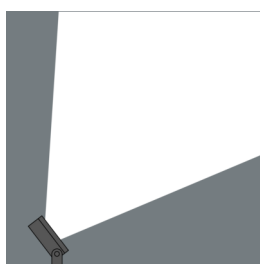
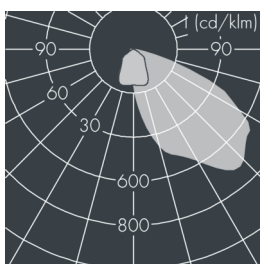
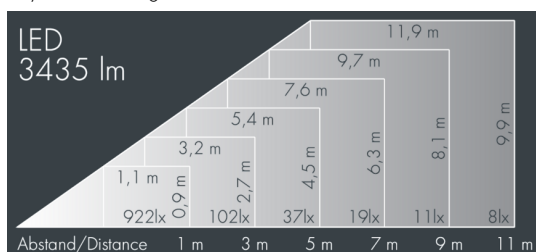


40 W, 3613 lm, 4000 K neutral white,  
asymmetrical 43°



Customized solutions and modifications are possible: Special RAL, DB or NCS colours as polyester powder coat, luminaires in 2700 K and other colour temperatures and versions for high ambient temperature.

housing made of die-cast aluminum AlSi12, polyester powder coated by high-quality and UV-stabilized coating process, Colour: silver grey, all exterior parts are stainless steel, tempered safety glass, anti-reflective coating from 1 side, dark screenprint, silicon gasket, closure with 4 stainless steel screws, wall box: 2 drilled holes Ø 7 mm, spacing 110 mm, cable entry 7 - 10 mm, for recessed or surface mounted cable, tilt range: 200°, cable gland: M20, connecting terminal: 3 pole, highly efficient reflector, integral driver (AC/DC), CRI > 85, max 2 SDCM, service life L90/B10 > 50.000 h, luminous flux: 3613 lm, wattage: 40 W, delivered lumens 90 lm/W, protection type IP67, protection class I, impact resistance IK08, windage area 0,047 m², dimensions (L×H×W): 215 × 110 × 250 mm, weight 4 kg

The modular luminaire design makes the replacement of components possible. The product meets the demands of the applicable EU guidelines and product safety regulations and bears the CE mark.



IP 67 IK 08

## Specification

|                            |                      |                    |                    |
|----------------------------|----------------------|--------------------|--------------------|
| Wattage                    | 40 W                 | Housing colour     | silver grey        |
| Delivered lumens           | 90 lm/W              | Power supply cable | Ø 6 – 13 mm        |
| Light source               | LED 4000 K           | Protection type    | IP67               |
| Color Rendering Index      | CRI > 85             | Protection class   | I                  |
| Colour tolerance           | max 2 SDCM           | Impact resistance  | IK08               |
| Lifetime to 25° C          | L90/B10 > 50.000 h   | Windage area       | 0,047m²            |
| Control gear               | on / off             | Dimensions         | 215 × 110 × 250 mm |
| Input voltage AC           | 220 – 240 V          | Weight             | 4,00 kg            |
| Input voltage DC           | 195 – 255 V          |                    |                    |
| Voltage protection         | 2 kV L/N   4 kV L/PE |                    |                    |
| Luminaires per B16A / C16A | 30 / 51              |                    |                    |