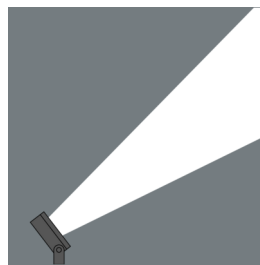
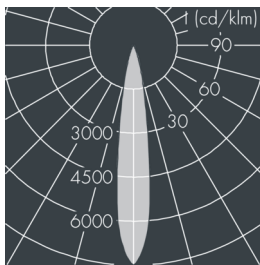
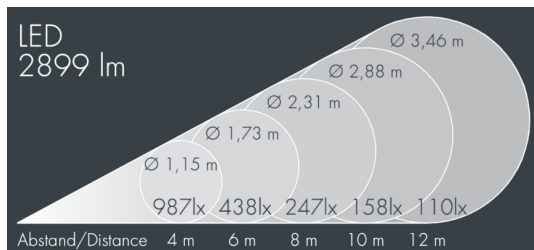


Superlight LED 1

8 885 165 019

26 W, 2899 lm, 4000 K neutral white,
narrow beam 16°



Customized solutions and modifications are possible: Special RAL, DB or NCS colours as polyester powder coat, luminaires in 2700 K and other colour temperatures and versions for high ambient temperature.

Specification text

housing made of die-cast aluminum AlSi12, polyester powder coated by high-quality and UV-stabilized coating process, Colour: white RAL 9002, all exterior parts are stainless steel, tempered safety glass, anti-reflective coating from 1 side, dark screenprint, silicon gasket, closure with 4 stainless steel screws, wall box: 2 drilled holes Ø 7 mm, spacing 110 mm, cable entry 7 - 10 mm, for recessed or surface mounted cable, tilt range: 200°, cable gland: M20, connecting terminal: 3 pole, efficient high gloss aluminum reflector in combination with hybrid lens for narrow beam light distribution in shallow luminaire housing, integral driver (AC/DC), CRI > 80, max 2 SDCM, service life L90/B10 > 50.000 h, Beam angle (FWHM): 16°, luminous flux: 2899 lm, wattage: 26 W, delivered lumens 112 lm/W, protection type IP67, protection class I, impact resistance IK08, windage area 0,035 m², dimensions (L×H×W): 183 × 70 × 183 mm, weight 3.4 kg

The modular luminaire design makes the replacement of components possible. The product meets the demands of the applicable EU guidelines and product safety regulations and bears the CE and ENEC marks.



IP 67 IK08

Specification

Wattage	26 W	Beam angle (FWHM)	16°
Delivered lumens	112 lm/W	Housing colour	white RAL 9002
Light source	LED 4000 K	Power supply cable	Ø 6 - 13 mm
Color Rendering Index	CRI > 80	Protection type	IP67
Colour tolerance	max 2 SDCM	Protection class	I
Lifetime ta 25° C	L90/B10 > 50.000 h	Impact resistance	IK08
Control gear	on / off	Windage area	0,035m²
Input voltage AC	220 - 240 V	Dimensions	183 × 70 × 183 mm
Input voltage DC	190 - 255 V	Weight	3,40 kg
Voltage protection	2 kV L/N 4 kV L/PE	Max. ambient temperature ta	45°
Luminaires per B16A / C16A	50 / 85		