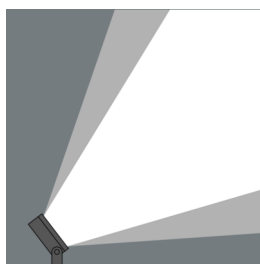
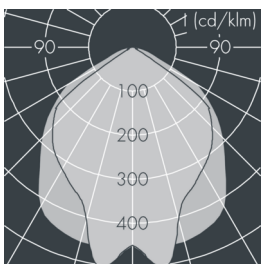
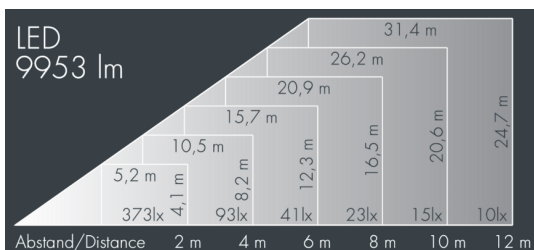


Superlight LED 3

8 887 066 159

2 × 45 W, 9953 lm, 3000 K warm white, DALI,
wide beam 92° / 105°



Customized solutions and modifications are possible: Special RAL, DB or NCS colours as polyester powder coat, luminaires in 2700 K and other colour temperatures and versions for high ambient temperature.

Specification text

housing made of die-cast aluminum ALSi12, polyester powder coated by high-quality and UV-stabilized coating process, Colour: white RAL 9002, all exterior parts are stainless steel, tempered safety glass, anti-reflective coating from 1 side, dark screenprint, silicon gasket, closure with 4 stainless steel screws, mounting bracket powder coated aluminum: 2 drilled holes \varnothing 8.5 mm, spacing 50-70 mm, 1 centre hole \varnothing 17 mm, tilt range: 205°, cable gland: M20, connecting terminal: 5 pole, highly efficient aluminum reflector with satin finish, integral driver (DALI), CRI > 80, max 2 SDCM, service life L90/B10 > 50.000 h, Beam angle (FWHM): 92° / 105°, luminous flux: 9953 lm, wattage: 87 W, delivered lumens 114 lm/W, protection type IP67, protection class I, impact resistance IK08, windage area 0,08 m², dimensions (L×H×W): 280 × 75 × 280 mm, weight 5.8 kg

The modular luminaire design makes the replacement of components possible. The product meets the demands of the applicable EU guidelines and product safety regulations and bears the CE and ENEC marks.



IP67 IK08

Specification

| | | | |
|----------------------------|-----------------------|-----------------------------|-------------------------|
| Wattage | 87 W | Beam angle (FWHM) | 92° / 105° |
| Delivered lumens | 114 lm/W | Housing colour | white RAL 9002 |
| Light source | LED 3000 K | Power supply cable | \varnothing 6 – 13 mm |
| Color Rendering Index | CRI > 80 | Protection type | IP67 |
| Colour tolerance | max 2 SDCM | Protection class | I |
| Lifetime ta 25° C | L90/B10 > 50.000 h | Impact resistance | IK08 |
| Control gear | DALI | Windage area | 0,08m ² |
| Input voltage AC | 195 – 278 V | Dimensions | 280 × 75 × 280 mm |
| Input voltage DC | 210 – 230 V | Weight | 5,80 kg |
| Voltage protection | 6 kV L/N 10 kV L/PE | Max. ambient temperature ta | 40° |
| Luminaires per B16A / C16A | 11 / 13 | | |