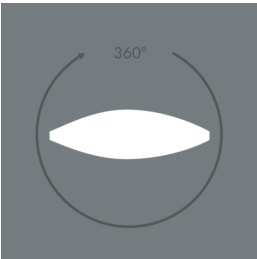
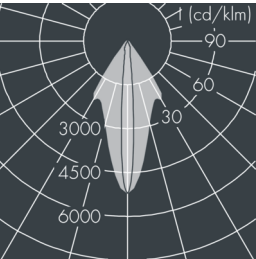
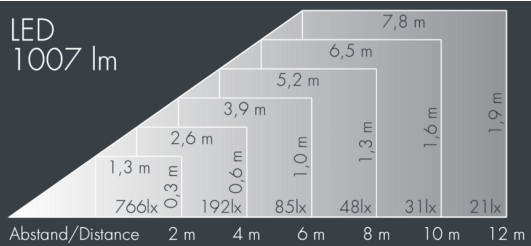




Monospot 2

8 902 267 079
15 W, 1007 lm, 2700 K warm white,
linear, rotatable 35° / 8°



Customized solutions and modifications are possible: Special RAL, DB or NCS colours as polyester powder coat, luminaires in 2700 K and other colour temperatures and versions for high ambient temperature.

Specification text

housing made of corrosion-resistant die-cast aluminum AlSi12, polyester powder coated by high-quality and UV-stabilized coating process, Colour: white RAL 9002, all exterior parts are stainless steel, tempered safety glass, anti-reflective coating from 1 side, silicon gasket, closure with 2 stainless steel screws, for installation on poles Ø 60 - 100 mm, tiltable base made of powder coated aluminum, 2 drilled holes Ø 9 mm, spacing 95 mm, 1 centre hole Ø 13.5 mm, tilt range: 90°, 360° adjustable, cable gland: M16, connecting terminal: 3 pole, highly efficient faceted rotationally symmetrical reflector, integral driver (AC/DC), CRI > 80, max 3 SDCM, service life L90/B10 > 50.000 h, Beam angle (FWHM): 35° / 8°, luminous flux: 1007 lm, wattage: 15 W, delivered lumens 67 lm/W, protection type IP67, protection class I, impact resistance IK08, windage area 0,031 m², dimensions: Ø 133 mm, width 153 mm, weight 2.3 kg

The modular luminaire design makes the replacement of components possible. The product meets the demands of the applicable EU guidelines and product safety regulations and bears the CE and ENEC marks.



Specification

| | | | |
|----------------------------|----------------------|-----------------------------|------------------------|
| Wattage | 15 W | Beam angle (FWHM) | 35° / 8° |
| Delivered lumens | 67 lm/W | Housing colour | white RAL 9002 |
| Light source | LED 2700 K | Power supply cable | Ø 5 – 9 mm |
| Color Rendering Index | CRI > 80 | Protection type | IP67 |
| Colour tolerance | max 3 SDCM | Protection class | I |
| Lifetime ta 25° C | L90/B10 > 50.000 h | Impact resistance | IK08 |
| Control gear | on / off | Windage area | 0,031 m² |
| Input voltage AC | 220 – 240 V | Dimensions | Ø 133 mm, width 153 mm |
| Input voltage DC | 190 | Weight | 2,30 kg |
| Voltage protection | 1 kV L/N 1 kV L/PE | Max. ambient temperature ta | 45° |
| Luminaires per B16A / C16A | 50 / 85 | | |