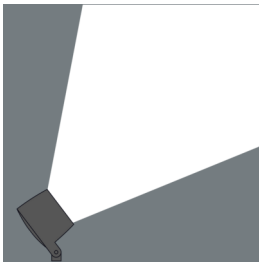
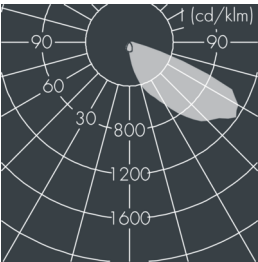
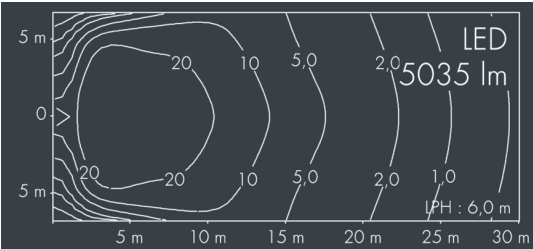


MonoFlood 3

8 203 265 099
53 W, 5035 lm, 4000 K neutral white,
asymmetrical beam 56°



Customized solutions and modifications are possible: Special RAL, DB or NCS colours as polyester powder coat, luminaires in 2700 K and other colour temperatures and versions for high ambient temperature.

Specification text

housing made of corrosion-resistant die-cast aluminum AlSi12, polyester powder coated by high-quality and UV-stabilized coating process, Colour: white RAL 9002, all exterior parts are stainless steel, tempered safety glass, anti-reflective coating from 1 side, dark screenprint, silicon gasket, closure with 4 stainless steel screws, for installation on poles Ø 60 - 100 mm, tiltable base made of powder coated aluminum, 2 drilled holes Ø 9 mm, spacing 95 mm, 1 centre hole Ø 13.5 mm, tilt range: 90°, 360° adjustable, cable gland: M20, connecting terminal: 3 pole, highly efficient aluminum reflector, integral driver (AC/DC), CRI > 80, 2 SCDM, service life L90/B10 > 50.000 h, luminous flux: 5035 lm, wattage: 53 W, delivered lumens 95 lm/W, protection type IP67, protection class I, impact resistance IK10, windage area 0,034 m², dimensions (L×H×W): 200 × 156 × 200 mm, weight 4.4 kg

The modular luminaire design makes the replacement of components possible. The product meets the demands of the applicable EU guidelines and product safety regulations and bears the CE and ENEC marks.



Specification

Wattage	53 W	Housing colour	white RAL 9002
Delivered lumens	95 lm/W	Protection type	IP67
Light source	LED 4000 K	Protection class	I
Color Rendering Index	CRI > 80	Impact resistance	IK10
Colour tolerance	2 SCDM	Windage area	0,034m²
Lifetime ta 25° C	L90/B10 > 50.000 h	Dimensions	200 × 156 × 200 mm
Control gear	on / off	Weight	4,40 kg
Input voltage AC	220 – 240 V	Max. ambient temperature ta	30°
Input voltage DC	220 – 240 V		
Voltage protection	3 kV L/N 4 kV L/PE		
Luminaires per B16A / C16A	30 / 51		