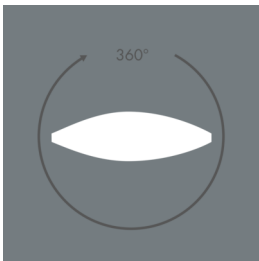
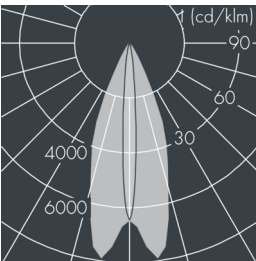
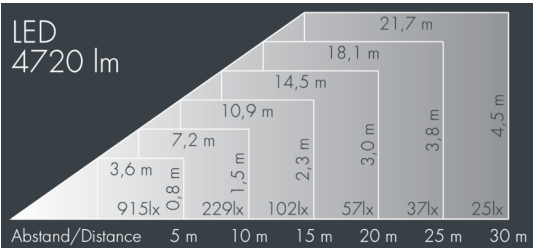


MonoFlood 4

8 204 256 079
13 × 7,5 W, 4720 lm, 3000 K warm white,
linear, rotatable 9° / 40°



Customized solutions and modifications are possible: Special RAL, DB or NCS colours as polyester powder coat, luminaires in 2700 K and other colour temperatures and versions for high ambient temperature.

Specification text

housing made of corrosion-resistant die-cast aluminum AlSi12, polyester powder coated by high-quality and UV-stabilized coating process, Colour: silver grey, all exterior parts are stainless steel, tempered safety glass, anti-reflective coating from 1 side, dark screenprint, silicon gasket, closure with 4 stainless steel screws, for installation on poles Ø 60 - 100 mm, tiltable base made of powder coated aluminum, 2 drilled holes Ø 9 mm, spacing 95 mm, 1 centre hole Ø 13.5 mm, tilt range: 9°, 360° adjustable, cable gland: M20, connecting terminal: 3 pole, precise PMMA optics, integral driver (AC/DC), CRI > 80, max 3 SDCM, service life L90/B10 > 50.000 h, Beam angle (FWHM): 9° / 40°, luminous flux: 4720 lm, wattage: 98 W, delivered lumens 48 lm/W, protection type IP67, protection class I, impact resistance IK10, windage area 0,048 m², dimensions (L×H×W): 250 × 176 × 250 mm, weight 7.3 kg

The modular luminaire design makes the replacement of components possible. The product meets the demands of the applicable EU guidelines and product safety regulations and bears the CE and ENEC marks.



Specification

Wattage	98 W	Beam angle (FWHM)	9° / 40°
Delivered lumens	48 lm/W	Housing colour	silver grey
Light source	LED 3000 K	Protection type	IP67
Color Rendering Index	CRI > 80	Protection class	I
Colour tolerance	max 3 SDCM	Impact resistance	IK10
Lifetime ta 25° C	L90/B10 > 50.000 h	Windage area	0,048m²
Control gear	on / off	Dimensions	250 × 176 × 250 mm
Input voltage AC	100 – 280 V	Weight	7,30 kg
Input voltage DC	140 – 380 V	Max. ambient temperature ta	35°
Voltage protection	4 kV L/N 10 kV L/PE		