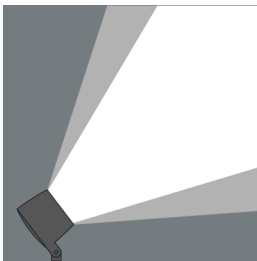
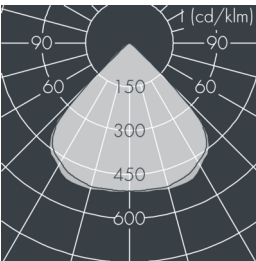
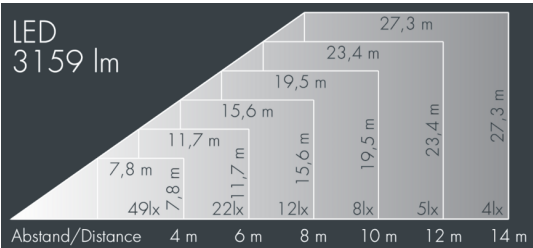


Mono flood 2

8 202 245 059
27 W, 3159 lm, 4000 K neutral white,
axially symmetrical wide beam 88° / 89°



Customized solutions and modifications are possible: Special RAL, DB or NCS colours as polyester powder coat, luminaires in 2700 K and other colour temperatures and versions for high ambient temperature.

Specification text

housing made of corrosion-resistant die-cast aluminum AlSi12, polyester powder coated by high-quality and UV-stabilized coating process, Colour: black RAL 7021, all exterior parts are stainless steel, tempered safety glass, anti-reflective coating from 1 side, dark screenprint, silicon gasket, closure with 4 stainless steel screws, for installation on poles Ø 60 - 100 mm, tiltable base made of powder coated aluminum, 2 drilled holes Ø 9 mm, spacing 95 mm, 1 centre hole Ø 13.5 mm, tilt range: 90°, 360° adjustable, cable gland: M16, connecting terminal: 3 pole, highly efficient aluminum reflector, integral driver (AC/DC), CRI > 80, max 2 SDCM, service life L90/B10 > 50.000 h, Beam angle (FWHM): 88° / 89°, luminous flux: 3159 lm, wattage: 27 W, delivered lumens 117 lm/W, protection type IP67, protection class I, impact resistance IK09, windage area 0,026 m², dimensions (L×H×W): 165 × 137 × 165 mm, weight 3 kg

The modular luminaire design makes the replacement of components possible. The product meets the demands of the applicable EU guidelines and product safety regulations and bears the CE and ENEC marks.



Specification

Wattage	27 W	Beam angle (FWHM)	88° / 89°
Delivered lumens	117 lm/W	Housing colour	black RAL 7021
Light source	LED 4000 K	Power supply cable	Ø 6 – 13 mm
Color Rendering Index	CRI > 80	Protection type	IP67
Colour tolerance	max 2 SDCM	Protection class	I
Lifetime ta 25° C	L90/B10 > 50.000 h	Impact resistance	IK09
Control gear	on / off	Windage area	0,026m²
Input voltage AC	220 – 240 V	Dimensions	165 × 137 × 165 mm
Input voltage DC	195 – 255 V	Weight	3,00 kg
Voltage protection	4 kV L/N 2 kV L/PE	Max. ambient temperature ta	35°
Luminaires per B16A / C16A	44 / 74		