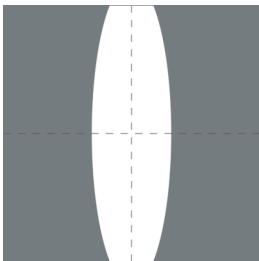
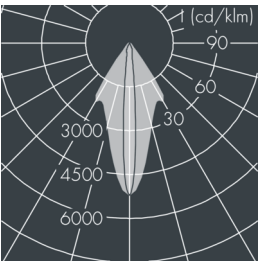
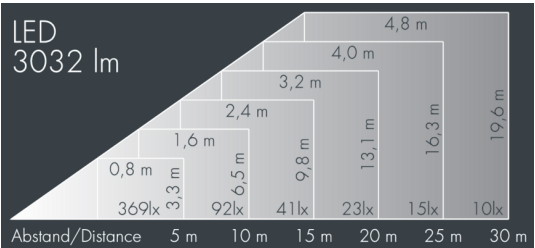


### Metaspot 2

8 242 266 029  
35 W, 3032 lm, 3000 K warm white,  
linear, vertical 9° / 36°



Customized solutions and modifications are possible: Special RAL, DB or NCS colours as polyester powder coat, luminaires in 2700 K and other colour temperatures and versions for high ambient temperature.

### Specification text

housing made of corrosion-resistant die-cast aluminum AlSi12, polyester powder coated by high-quality and UV-stabilized coating process, Colour: white RAL 9002, all exterior parts are stainless steel, tempered safety glass, anti-reflective coating from 1 side, dark screenprint, silicon gasket, tool-free twist closure, for installation on poles Ø 60 - 100 mm, tiltable base made of powder coated aluminum, 2 drilled holes Ø 9 mm, spacing 95 mm, 1 centre hole Ø 40 mm, tilt range: 90°, 360° adjustable, cable gland: M20, connecting terminal: 3 pole, light source completely shielded, high gloss aluminium reflector, integral driver (AC/DC), CRI > 80, 3, service life L80/B10 > 50.000 h, Beam angle (FWHM): 9° / 36°, luminous flux: 3032 lm, wattage: 35 W, delivered lumens 87 lm/W, protection type IP65, protection class I, impact resistance IK08, windage area 0,042 m², dimensions: Ø 176 mm, width 244 mm, weight 3,6 kg

The modular luminaire design makes the replacement of components possible. The product meets the demands of the applicable EU guidelines and product safety regulations and bears the CE mark.

IP65 IK08

### Specification

Wattage	35 W	Beam angle (FWHM)	9° / 36°
Delivered lumens	87 lm/W	Housing colour	white RAL 9002
Light source	LED 3000 K	Power supply cable	Ø 6 – 11 mm
Color Rendering Index	CRI > 80	Protection type	IP65
Colour tolerance	3	Protection class	I
Lifetime ta 25° C	L80/B10 > 50.000 h	Impact resistance	IK08
Control gear	on / off	Windage area	0,042m²
Input voltage AC	220 – 240 V	Dimensions	Ø 176 mm, width 244 mm
Input voltage DC	220 – 240 V	Weight	3,60 kg
Voltage protection	6 kV L/N   10 kV L/PE	Max. ambient temperature ta	45°
Luminaires per B16A / C16A	20 / 33		