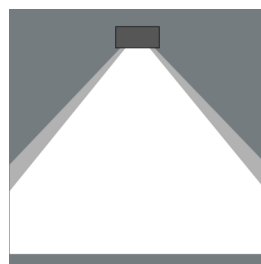
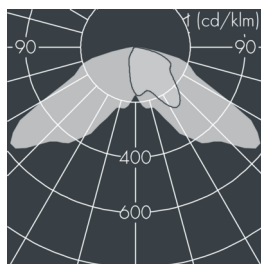
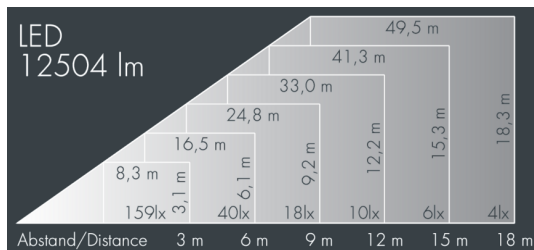


Fluxa BG

8 288 156 059

2 × 70 W, 12377 lm, 3000 K warm white,
wide beam 67° / 124°



Customized solutions and modifications are possible: Special RAL, DB or NCS colours as polyester powder coat, luminaires in 2700 K and other colour temperatures and versions for high ambient temperature.

Specification text

housing made of corrosion-resistant die-cast aluminum AlSi12, polyester powder coated by high-quality and UV-stabilized coating process, Colour: silver grey, all exterior parts are stainless steel, tempered safety glass, anti-reflective coating from 1 side, silicon gasket, closure with 4 stainless steel screws, adjustable bracket assembly: 2 drilled holes Ø 8.5 mm, spacing 64 mm, 2 drilled holes Ø 8.5 mm, spacing 56 mm, tilt range: 15°, cable gland: M20, connecting terminal: 3 pole, highly efficient anodized rotationally symmetrical reflector with matt finish, integral driver (AC/DC), max 2 SDCM, service life L90/B10 > 50.000 h, Beam angle (FWHM): 67° / 124°, luminous flux: 12377 lm, wattage: 140 W, delivered lumens 88 lm/W, protection type IP65, protection class I, impact resistance IK09, windage area 0,16 m², dimensions (L×H×W): 450 × 150 × 335 mm, weight 9.7 kg

The modular luminaire design makes the replacement of components possible. The product meets the demands of the applicable EU guidelines and product safety regulations and bears the CE mark.



IP65 IK09

Specification

Wattage	140 W	Beam angle (FWHM)	67° / 124°
Delivered lumens	88 lm/W	Housing colour	silver grey
Light source	LED 3000 K	Power supply cable	Ø 8 – 15 mm
Colour tolerance	max 2 SDCM	Protection type	IP65
Lifetime ta 25° C	L90/B10 > 50.000 h	Protection class	I
Control gear	on / off	Impact resistance	IK09
Input voltage AC	220 – 240 V	Windage area	0,16 m²
Input voltage DC	195 – 255 V	Dimensions	450 × 150 × 335 mm
Voltage protection	6 kV L/N 10 kV L/PE	Weight	9,70 kg
Luminaires per B16A / C16A	5 / 10	Max. ambient temperature ta	40°