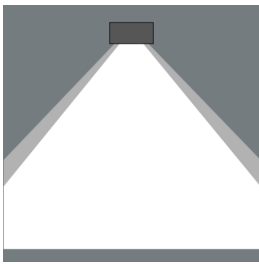
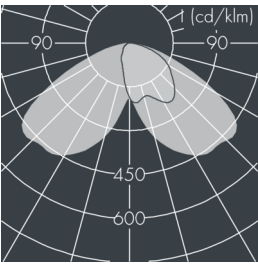
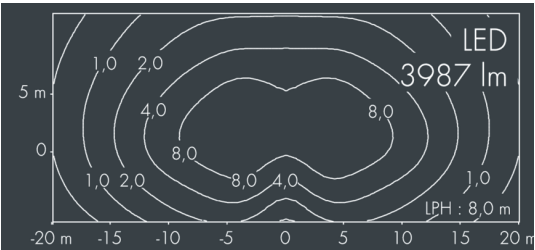


Fluxa A

8 284 346 079
2 × 20 W, 3950 lm, 3000 K warm white,
wide beam 62° / 130°



Customized solutions and modifications are possible: Special RAL, DB or NCS colours as polyester powder coat, luminaires in 2700 K and other colour temperatures and versions for high ambient temperature.

Specification text

housing made of corrosion-resistant die-cast aluminum AlSi12, polyester powder coated by high-quality and UV-stabilized coating process, Colour: black RAL 7021, all exterior parts are stainless steel, tempered safety glass, anti-reflective coating from 1 side, with prismatic glass for reduced glare, silicon gasket, closure with 4 stainless steel screws, with pole top fitter for 1 luminaire, for poles Ø 60/76 mm, with 8 M cable Ho5RN-F3G1, cable gland: M20, connecting terminal: 3 pole, highly efficient anodized rotationally symmetrical reflector with matt finish, integral control gear, CRI > 70, max 2 SDCM, service life L90/B10 > 50.000 h, Beam angle (FWHM): 62° / 130°, luminous flux: 3950 lm, wattage: 40 W, delivered lumens 99 lm/W, protection type IP67, protection class I, impact resistance IK08, windage area 0,11 m², dimensions (L×H×W): 380 × 131 × 280 mm, weight 7 kg

The modular luminaire design makes the replacement of components possible. The product meets the demands of the applicable EU guidelines and product safety regulations and bears the CE and ENEC marks.



Specification

| | | | |
|----------------------------|-----------------------|-----------------------------|--------------------|
| Wattage | 40 W | Beam angle (FWHM) | 62° / 130° |
| Delivered lumens | 99 lm/W | Housing colour | black RAL 7021 |
| Light source | LED 3000 K | Power supply cable | Ø 8 – 15 mm |
| Color Rendering Index | CRI > 70 | Protection type | IP67 |
| Colour tolerance | max 2 SDCM | Protection class | I |
| Lifetime ta 25° C | L90/B10 > 50.000 h | Impact resistance | IK08 |
| Control gear | on / off | Windage area | 0,11 m² |
| Input voltage AC | 170 – 260 V | Dimensions | 380 × 131 × 280 mm |
| Input voltage DC | 176 – 276 V | Weight | 7,00 kg |
| Voltage protection | 6 kV L/N 10 kV L/PE | Max. ambient temperature ta | 45° |
| Luminaires per B16A / C16A | 12 / 0 | | |