


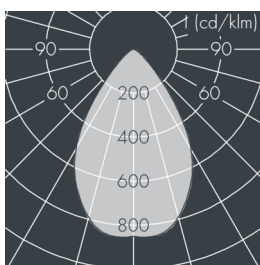
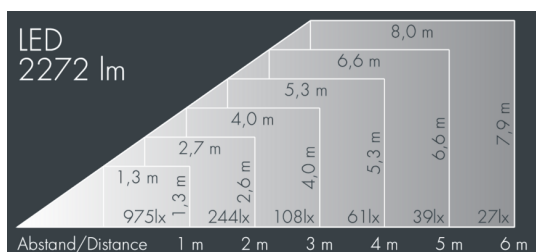


Ecoline modular system luminaire, left

8 797 265 159

12 × 2,5 W, 2272 lm, 4000 K neutral white, DALI, wide beam 67°

L1 = 1242 mm



Customized solutions and modifications are possible: Special RAL, DB or NCS colours as polyester powder coat, luminaires in 2700 K and other colour temperatures and versions for high ambient temperature.

Specification text

housing made of extruded aluminum and corrosion-resistant die-cast aluminum AlSi12, polyester powder coated by high-quality and UV-stabilized coating process, Colour: white RAL 9002, all exterior parts are stainless steel, UV stabilised, impact-resistant polycarbonate cover with partial frosting for uniform light diffraction, silicon gasket, closure with 2 stainless steel screws, with stainless steel coupling on right side, tilt range: 220°, cable gland: M20, connecting terminal: 5 pole, highly efficient optics made of transparent thermoplastic for precise lighting tasks, CRI > 80, max 2 SDCM, service life L90/B10 > 50.000 h, Beam angle (FWHM): 67°, luminous flux: 2272 lm, wattage: 30 W, delivered lumens 76 lm/W, protection type IP65, protection class I, impact resistance IK10, windage area 0,07 m², dimensions (L×H×W): 1242 × 57 × 54 mm, weight 3.4 kg

The modular luminaire design makes the replacement of components possible. The product meets the demands of the applicable EU guidelines and product safety regulations and bears the CE and ENEC marks.



Specification

| | | | |
|----------------------------|----------------------|-----------------------------|--------------------|
| Wattage | 30 W | Beam angle (FWHM) | 67° |
| Delivered lumens | 76 lm/W | Housing colour | white RAL 9002 |
| Light source | LED 4000 K | Power supply cable | Ø 6 – 10 mm |
| Color Rendering Index | CRI > 80 | Protection type | IP65 |
| Colour tolerance | max 2 SDCM | Protection class | I |
| Lifetime ta 25° C | L90/B10 > 50.000 h | Impact resistance | IK10 |
| Control gear | DALI | Windage area | 0,07m ² |
| Input voltage AC | 220 – 240 V | Dimensions | 1242 × 57 × 54 mm |
| Input voltage DC | 220 – 240 V | Weight | 3,40 kg |
| Voltage protection | 1 kV L/N 2 kV L/PE | Max. ambient temperature ta | 40° |
| Luminaires per B16A / C16A | 28 / 46 | | |