
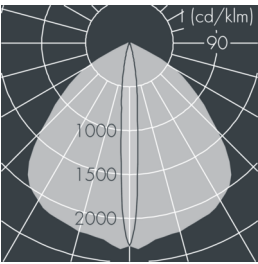
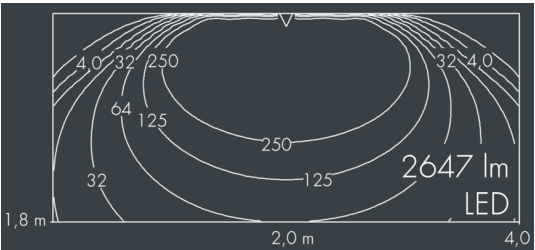


Ecoline

8 792 346 009

15 × 2,5 W, 2647 lm, 3000 K warm white,
wall washer 12° / 108° ,



Customized solutions and modifications are possible: Special RAL, DB or NCS colours as polyester powder coat, luminaires in 2700 K and other colour temperatures and versions for high ambient temperature.

Specification text

housing made of extruded aluminum and corrosion-resistant die-cast aluminum AlSi12, polyester powder coated by high-quality and UV-stabilized coating process, Colour: black RAL 7021, all exterior parts are stainless steel, UV stabilised, impact-resistant polycarbonate cover with partial frosting for uniform light diffraction, silicon gasket, closure with 2 stainless steel screws, mounting flanges: 2 drilled holes Ø 6.5 mm, spacing L2, tilt range: 220°, cable gland: M20, connecting terminal: 3 pole, highly efficient optics made of transparent thermoplastic for precise lighting tasks , integral driver (AC/DC), CRI > 80, max 2 SDCM, service life L90/B10 > 50.000 h, Beam angle (FWHM): 12° / 108°, luminous flux: 2647 lm, wattage: 38 W, delivered lumens 71 lm/W, protection type IP67, protection class I, impact resistance IK10, windage area 0,1 m², dimensions (L×H×W): 1562 × 58 × 54 mm, weight 4.2 kg

The modular luminaire design makes the replacement of components possible. The product meets the demands of the applicable EU guidelines and product safety regulations and bears the CE and ENEC marks.



Specification

Wattage	38 W	Beam angle (FWHM)	12° / 108°
Delivered lumens	71 lm/W	Housing colour	black RAL 7021
Light source	LED 3000 K	Power supply cable	Ø 6 – 10 mm
Color Rendering Index	CRI > 80	Protection type	IP67
Colour tolerance	max 2 SDCM	Protection class	I
Lifetime ta 25° C	L90/B10 > 50.000 h	Impact resistance	IK10
Control gear	on / off	Windage area	0,1m²
Input voltage AC	198 – 264 V	Dimensions	1562 × 58 × 54 mm
Input voltage DC	176 – 280 V	Weight	4,20 kg
Voltage protection	4 kV L/N 4 kV L/PE	Max. ambient temperature ta	40°